

# NEWSLETTER

BELLARINE CAMERA CLUB • ISSUE 019 • OCTOBER 2014

## INSIDE ...

*Open Competition Results*

*Stories behind the winning images*

*Improve your skills with some top tips*

*Photographic opportunities in 'Whats On'*

*Geelong Cemeteries Trust Photography Competition Results*





FRONT PAGE  
Spring Surf  
By Jon Bagge

Bellarine Camera Club Inc.  
Member of VAPS

MEETING VENUE  
SpringDale Neighbourhood Centre  
17-21 High Street, Drysdale

CONTACT  
Email [info@bellarinecameraclub.org.au](mailto:info@bellarinecameraclub.org.au)  
Website [www.bellarinecameraclub.org.au](http://www.bellarinecameraclub.org.au)

#### COMMITTEE

President	Shane Coles
Vice President	Daniel Walker
Treasurer	John Gallichan
Secretary	Lynne Bryant
Committee Members	Darren Henry
	Jon Bagge
	Vikki Gage

Competition Secretary Val Moss

#### MEETINGS

Twice a month (excluding January):  
1st Monday - Club Night  
3rd Monday - Judging Night

#### NEWSLETTER

Editor - Jon Bagge  
Distributed monthly to members via email;  
also available on website.  
Newsletter items to the editor (preferably in Word  
format)  
Images welcome - please submit via email in jpg  
format as per competition sizing  
Articles to be received by the 20th of the month  
Submissions to: [editor@bellarinecameraclub.org.au](mailto:editor@bellarinecameraclub.org.au)

Images © by image makers.  
All contents in this issue are for  
information purposes only.

This months Guest Speaker is...

**Jan Watson**  
Underwater Photographer / Marine Biologist

**DON'T MISS THIS ONE!**



## Spring has Sprung!

Spring time is definitely here! As the natural world around us bursts back into life, we are surrounded by photo opportunities everywhere.

Thanks to Lynne Bryant for sending in this wonderful shot called 'Feeding time'. Please send in your Springtime images to feature in a Members Gallery next month!

### *Calling all members.....*

Members are invited to submit their best images for publication consideration in next month's newsletter.

For front cover & back Cover consideration, portrait orientation images of any subject would be appreciated - images do not need to have been entered into a competition (size to be at least 1.5mb for cover portrait images).

**This newsletter will only ever be as good as the contributions. We encourage all members to submit images, stories behind the images, great locations and tips for the newsletter.**

See side panel on this page for submission details and 'date by'.

## President's Report

*Lynne Bryant in Shane Cole's absence*

*Shane is currently in America awaiting the arrival of a new grandchild. After much anxiety and nail-biting, the baby finally arrived and Shane could now relax and enjoy the rest of his holiday and gloat over the new baby.*

*Our new committee are settling in well and doing a good job in Shane's absence. David Rendle was our judge for last month's competition. He provided some constructive advice on the images he judged and was impressed at the standard of the images and general improvement since he last judged for us. This is good to hear that our club continues to improve. The more photos you take the better you get.*

*The winner of the Geelong Cemetery Trust competition was announced on Tuesday September 23<sup>rd</sup>. It is with great pleasure that I congratulate Lyn Northam on taking out 1<sup>st</sup> prize. Well done Lyn, a well-deserved effort. 2<sup>nd</sup> place was Heather Prince from Geelong Camera Club, 3<sup>rd</sup> place was Jack Jansen from Corio Bay Camera Club. It was nice to see that all clubs that were involved were awarded for their efforts.*

*On speaking to one of the judges after, he said they were not aware of where the images came from until after they had made their final decision. They were also impressed with all the images (approx. 70) that were submitted and they were able to recognize the cemeteries photographed. Well done to all the members who submitted images for this competition. They will go to provide the Trust with a wonderful historical record.*

*We are currently looking for speakers for next year. If any member knows of anyone who may be of interest and willing to talk to us, could you please contact them and get contact details and forward to Shane or Daniel so that we can follow up and organise a suitable time within the syllabus.*

*With spring now upon us and new life everywhere it's a great time to be taking photographs.*

*Quote of the month – "A good snapshot keeps a moment from running away" Eudora Welty*


*Lynne Bryant*





## *September Competition - Open Prints*

### *1st & Image of the Competition*



*Sunset Sticks - Jon Bagge*

Image name: Sunset Sticks

Image maker: Jon Bagge

Location, date: Clifton Springs, March 2013

Equipment used: Canon 550 18 - 135 lens Tripod

Settings: f11, 1/25sec, ISO 100


Any post editing: Shot in RAW, edited in Photoshop

Story behind the image: On a Monday evening during March last year I was running a little early for a Bellarine Camera Club Committee meeting, so went and checked out the sunset at the old jetty in Clifton Springs. I tried a few shots of the usual angle with the old jetty creating the leading lines and the colours from the setting sun catching the side of the jetty, but it really lacked something. I was also missing out on the colours in the sky too. So I moved further along the beach, getting a really low angle on the shoreline to improve the reflections and got this shot.

Needless to say, I was maybe a little late to the meeting that night, but I remember Darren Henry turned up even later with better images than I got!

## *Prints*

### *2nd*



### *Before The Storm - Jon Bagge*

Image name: Before the Storm

Image maker: Jon Bagge

Location, date: Point Richards, Portarlington. March 2014

Equipment used: Canon 550 18 - 135 lens, tripod

Settings: ISO100, f10, Shutter Speed 1/25,

Any post editing: This image is actually made up of four individual images put together in Photoshop. Rather than using the automated application in Photoshop, I put these together myself.

I chose the right hand image then increased the 'Canvas Size' to the left, picked up the middle image and placed it next to the first. I moved it around to the best place and then used the erase tool to soften the edges of the joins, then lastly placed the third. An overall crop tidied up the edges. I also adjust lighting, contrast, sharpness as these were shot in RAW.

Story behind the image: Many members of the camera club will know this is a favourite location of mine. Minutes from home, if the sky looks interesting I can hop in the car and head down here. Everyone should have a location, close to home, where they can 'pop' to if the conditions are favourable. The location has the jetty, which creates the leading lines, still water creating great reflections and often has cracking sunsets. I'll see you there soon!

*3rd**Prints**Kings College Cambridge - Jon Bagge*

Image name: Kings College Cambridge

Image maker: Jon Bagge

Location, date : Cambridge UK November 2013

Equipment used: Canon 550 18 - 135 Lens, Tripod

Settings: 100 ISO, f22, 2sec Shutter Speed,

Any post editing: This image is actually made up of three individual images put together in Photoshop, using the method mentioned for 'Before The Storm'

Story behind the image: During the last few days of our trip to the UK last year, we were staying with friends in Cambridge. The city is a photographer's delight, rich in history, with old college buildings, alleyways and parks. Although I used to live and work there, I've only become interested in photography since moving away, so now see the city in a new light. So it was a 6am start, scrapping ice off the windscreen of the hire car, and off to the 'Backs' area of the city. The name 'Backs' refer to the backs of the colleges, (backing on to the River Cam) which in turn make up the University of Cambridge. There are a number of footpaths in and around the colleges, some public, some for college students only, and some marked private. Some Colleges also charge to visit. At that time of day, looking like I know where I'm going, I'm happy to use any paths needed to get the shot. I always smile and say hello to anyone I pass, but am ready to apologise and leave if someone takes exception to my presence! Fortunately this morning was far too cold to be bothered by the few people rugged up for the cold walk to work.

I love this shot for the wonderful lighting, leading lines of the river, great reflections, the mist rising and drifting, and for me, it reminds me of the crisp fresh air, the sound of the city starting to wake, and the frost biting at my fingers as I left!

*Merits*

*Melting Ice  
A Pair of Pelicans*

*Bill McCall  
John Gallichan*



*September Competition - Open**EDIs**1st**A Winters Morning - Colin Whitehand*

Image name: A Winters Morning

Image maker: Colin Whitehand

Location, date & time: This shot was taken on Sunday 20 July 2014 at 11.39am.

The site is the dirt road around McLeod's water hole behind the Drysdale football ground.

Equipment used: Nikon D3000 Camera, with a lens VR 18-55mm and a tripod was used.

Settings: ISO 560 Auto, shutter speed 1/400s, Aperture f/8.

Any post editing: I took the photo in RAW and only sharpened the image a little, and brightened the colour a little on photoshop.

Story: The story behind the shot is, it was the first fog of winter and I was looking for an effect of a misty scene disappearing into the distant fog.

*September Competition - Open**EDIs**2nd**Sunbaking - Sheridan La Payre*

Image name: Sunbaking

Image maker: Sheridan La Payre

Location, date: Werribee Zoo May 2013

Equipment used: Nikon 5100, Sigma 18-200mm, handheld

Settings: ISO 250, Aperture 5.3 Shutter speed 1/500sec

Any post editing: RAW image edited in Photoshop CS6, increased contrast slightly and cropped.

Story: This was the first visit to Werribee zoo since I had been in primary school and I was excited to take my 2 sons to see all the animals ( 7 yr old and nearly one year old). When we got to the hippos my eldest said “look mum the hippos know you have your camera, they are posing so you can see all 3”, so I took a couple of photos and was really pleased with the image I captured.



*EDIs**3rd**Ozone Sunrise - John Gallichan*

Image Name: Ozone Sunrise

Maker: John Gallichan

Location, date & time: Indented Head 15/8/2014 7.15am

Camera: Nikon D3200 with Nikkor 55-300 Lens and Tripod

Settings, ISO 100, f11, 1/100s

Edited using Picasa 3, image cropped and minor adjustments with auto-contrast and boost.

Story behind the image: Arrived at the site to capture sunrise over the Ozone Wreck, set up the camera on the tripod close to the waters edge and then after a short wait proceeded to capture many images as the sun gradually appeared over the horizon.

*Merits**The Shearer**Colin Whitehand*



175th Year Commemoration of the  
Eastern Cemetery  
Photography Competition



And the winner is...



## 175 Years of the Geelong Eastern Cemetery

### Celebrations and Photographic Competition

The official '175 Years of the Geelong Eastern Cemetery' celebrations were held on Tuesday 23<sup>rd</sup> September 2014 starting with a commemorative service at the cemetery alongside the grave of Hugh Niven. A plaque was unveiled by The Hon. David Davis MP - Minister for Health and Ageing, on what was a beautiful afternoon. It was attended by around eighty people who all received a commemorative badge and a book on the history of the Geelong Cemetery. The reason this location was selected was because Hugh Niven was the first person to be buried in the Eastern Cemetery, on 23<sup>rd</sup> September 1839.

In conjunction with this celebration the Geelong Cemetery Trust had, several months ago, invited members of the three Geelong camera clubs (Geelong, Corio Bay, and Bellarine) to enter a photographic competition. The images could be taken in any of the fourteen cemeteries in the Geelong region that are managed by the Trust. The announcement of this competition created a lot of interest with seventy entries selected for the final judging, the winners to be announced at a cocktail reception held at the Gordon Gallery after the commemoration service.

Entries were quite diverse and very interesting, with seven Bellarine members submitting three images each for display, which was great to see. After finger food and drinks it was time for the big moment - the announcement of the winners of the competition. With many Cemetery Trust dignitaries and camera club members representing each of the clubs, The Hon. David Davis MP announced the winners and presented each with their image and certificate framed, along with an envelope that included a letter of congratulations and a cheque for the appropriate placing. Results were:

- First place - Lyn Northam - Bellarine Camera Club
- Second place - Heather Prince, Geelong Camera Club
- Third place - Jack Jansen, Corio Bay Camera Club

The look on Lyn's face when first place was announced had to be seen and the excitement from attendees was not only a credit to Lyn but also the Bellarine Camera Club.

Channel 31 did an interview which we believe will be shown in the coming weeks during their news roundup – not Lyn's specialty as she would usually shy away from the limelight, but was done in respect to the Trust and their idea of including the camera clubs in their '175 Years' celebrations.

I am sure we all join in congratulating Lyn on this wonderful win for herself and the Bellarine Camera Club.

All images will be on display at the Gordon Gallery (Cnr Gordon Avenue & Fenwick Street) until Friday 3<sup>rd</sup> October, and is well worth a visit.







# OCEAN GROVE camera & photo







The Some Apostles - by Brendan Waites



## TAMRON®

150-600 f4-6.3 Di VC USD  
for Canon & Nikon Mounts

**\$1269.00**



© The Digital Picture.com



Revive your memories.  
We can transfer slides,  
35mm film, original  
photographs, video tapes,  
Super 8, Standard 8 and more  
onto DVD or USB.





Members of the Bellarine Camera Club are invited to submit entries in to the Bellarine 3rd Annual Photography Show. Full details are listed on the entry form. Copies of the entry form will be available at the next camera club meeting or by downloading from the St Leonards Yacht Club website: [www.stleonardsycms.com.au](http://www.stleonardsycms.com.au).

In the two previous shows, members of our camera club have been very successful, both in winning prize money and selling their work.

We hope members will support this show, as the St Leonards Yacht Club supports our Annual Exhibition each year with the loan of the display boards.



# Syllabus - October & November

October 2014

6th

- Guest Speaker - Jan Watson, Underwater Photographer/Marine Biologist

19th

- VAPS AGM 1.30pm Melbourne Camera Club, S. Melbourne

20th

- Monthly Competition night for 'Still Life'
- Prints & EDIs due for the competition 'Open'. Judging night 17th November

27th

- Committee Meeting

November 2014

3rd

- Guest Speaker - Dominic Monea from Oxygen College

17th

- Monthly Competition night for 'Open'
- Prints & EDIs due for the competition 'Image Of The Year'. Judging night 1st December

24th

- Committee Meeting

## Whats On...

### *Photographic Opportunities in our region*

#### Geelong RiverFest

Give Where You Live's Geelong RiverFest is back bigger than ever! Head on down and enjoy the biggest community event on the Barwon River.

Soak up the atmosphere and enjoy the Geelong RiverFest Entertainment hub featuring the Little Creatures Bar, live music and activities for the family plus the RiverFest markets running throughout the day.

When: 04 October, 09:00am - 6:00pm Where: Barwon River, Barwon Terrace

#### Royal Geelong Show

The Royal Geelong Show is the biggest four day show in country Victoria. People come from all walks of life, growers of produce and animals, creators of craft, artists, musicians, entertainers and many more to meet, show and share ideas. There is something for everyone to enjoy at the Royal Geelong Show.

There are over 40 competitions on offer including beef and dairy cattle, dogs, sheep, poultry, fleece, art, craft and needlework, prime lamb and beef carcase, fodder and pasture, woodchop and shearing!

For the tot's and teens there are plenty of rides and games to keep everyone amused. Harry's Bendigo Bank Farmyard operates every day of the Show and entry to the pavilion is free!

For Mum and Dad and those looking for something a bit more, local gourmet produce, boutique wineries are on hand for tastings and our local businesses are showcasing the latest in Home Innovation.

Celebrate with fireworks on Friday and Saturday nights, with displays and entertainment galore. Enjoy a taste of the country at the Royal Geelong Show!

Thursday 16th - Sunday 19th October



## For Sale

### HELP SUPPORT YOUR CLUB BY PURCHASING READY-MADE PHOTO MATS

Mats are available for sale at each meeting for a very reasonable price. All profits go back into the Club.

Colours are black, charcoal and off-white to suit the following print sizes:

5" x 7"	\$2.00 each
6" x 8"	\$2.50 each
8" x 10"	\$3.00 each
8" x 12"	\$4.00 each

Special sizes can be made to order  
(up to the maximum mat size of 40 x 50cm)\

FOR ALL MATS SEE **JOHN GALLICHAN**, OUR 'MASTER MAT  
MAKER'

*NEW, MATS WITH HINGED FOAMCORE BACKING  
Available in BLACK, CHARCOAL, OFF-WHITE*



*TO SUIT FOLLOWING SIZES,*

5" X 7"	\$4.00 EA
6" X 8"	\$4.50 EA
8" X 10"	\$6.50 EA
8" X 12"	\$7.00 EA
12" X 16"	\$10.00 EA

*(12" X 16" Made to Order only)*

### DO YOU HAVE ANY PHOTOGRAPHIC EQUIPMENT OR ACCESSORIES FOR SALE?

If you would like to advertise your pre-loved photography equipment or accessories here, please submit a detailed article, preferably with a picture, via email to:

[editor@bellarinecameraclub.org.au](mailto:editor@bellarinecameraclub.org.au)

**Back Cover :** Erskine Falls Sept 2014 by Jon Bagge

This waterfall is located just outside Lorne on the Great Ocean Road. Its accessible via many steps to a viewing platform at the base. It may take 10 minutes to go down, but will take an exhausting 30 minutes to get back up again! I particularly like this waterfall as there is a creek walk you can do heading away from the falls, giving views of rapids and rainforest. Top Tip! Dull and overcast days are great for photographing waterfalls and forests. On sunny days the top of a waterfall is often much brighter than the base, making it tricky to get a good balanced exposure.



