

# NEWSLETTER

BELLARINE CAMERA CLUB • ISSUE 021 • DECEMBER 2014



## INSIDE ...

*Open Competition Results*

*Stories behind the winning images*

*Improve your skills with some top tips*

*Head North to Alaska with Shane Coles*

*Tick one off the Bucket List in the Greek Islands with Ain Utt*

*Take a walk through The Hamilton Gardens with Tony Cavangh*





FRONT PAGE  
Torquay Colours  
By Jon Bagge

Bellarine Camera Club Inc.  
Member of VAPS

MEETING VENUE  
SpringDale Neighbourhood Centre  
17-21 High Street, Drysdale

CONTACT  
Email [info@bellarinecameraclub.org.au](mailto:info@bellarinecameraclub.org.au)  
Website [www.bellarinecameraclub.org.au](http://www.bellarinecameraclub.org.au)

COMMITTEE

President	Shane Coles
Vice President	Daniel Walker
Treasurer	John Gallichan
Secretary	Lynne Bryant
Committee Members	Jon Bagge
	Darren Henry
	Vikki Gage
	Gordon Traill

Competition Secretary Val Moss

MEETINGS  
Twice a month (excluding January):  
1st Monday - Club Night  
3rd Monday - Judging Night

NEWSLETTER  
Editor - Jon Bagge  
Distributed monthly to members via email;  
also available on website.  
Newsletter items to the editor (preferably in Word  
format)  
Images welcome - please submit via email in jpg  
format as per competition sizing  
Articles to be received by the 20th of the month  
Submissions to: [editor@bellarinecameraclub.org.au](mailto:editor@bellarinecameraclub.org.au)

Images © by image makers.  
All contents in this issue are for  
information purposes only.

# Bellarine Camera Club

## IMAGE OF THE YEAR

### 2014

Monday 1st December 7.30pm

Last meeting of the year Monday 15th December  
Show & Share Travel Photos

First meeting of 2015  
Barbie and photowalk at

Barwon Heads

at

7.30pm Monday 2nd February 2015

Bring A Friend!

Half price memberships available for  
new members from 1st January 2015

### *Calling all members.....*

Members are invited to submit their best images for publication  
consideration in next month's newsletter.

For front cover & back cover consideration, portrait orientation images  
of any subject would be appreciated - images do not need to have been  
entered into a competition (size to be at least 1.5mb for cover portrait  
images).

**This newsletter will only ever be as good as the contributions. We  
encourage all members to submit images, stories behind the images,  
great locations and tips for the newsletter.**

See side panel on this page for submission details and 'date by'.

# President's Report

Shane Coles



Welcome to my last presidents report for 2014.

Yes that time of year is approaching. Festive season, drinking, eating and spending time with family. I have attached an image I took in New York some years ago. It was in a shop window and this was a small part of the display. I must say one thing the Yanks do is decorate their town for Christmas. Real Christmas trees needing no power or tug boats and smell like a real tree.

The committee met some days ago and the new competition entry classification was discussed and will be finalised before the start of next year. An A&B entry class to accommodate new members and those who have not reached the "A" classification standard, giving them a better chance at receiving recognition for their work by means of a separate award process. We have made the process fair and simple with a set standard, when reached will require the member to progress into the higher grade. More will be forthcoming. We hope this new process will encourage new and less advanced members to enter competitions and strive to improve their skills.

The club will soon be the proud owner of a new projection screen. This was achieved from the Bendigo Bank grant and I am sure all will be pleased with the new screen. The Syllabus for 2015 is out and I urge members to keep a constant check on same as from time to time things may change. We have included some workshops in the first half of the year and I urge members to take part in same and expel their knowledge to other club members.

I also would like to reinforce the need of members to understand that every judge is not the same and we all cringe when they criticise your work. That is competition photography. As my oldest son says when things don't go my way....."Suck it up"

Please enjoy your Christmas and keep building your photo library to utilise in next year's competitions. Get the camera out. Turn off that Automatic setting and experiment. Yes it does work. I have to admit that last month I gathered the courage for the first time in 20 years of photography to go manual and yes I stuffed up a few times, but eventually got it right and produced some images that I had input into the final result. It makes you feel like a real photographer. Well some of the time it does.

I urge members to keep up with the syllabus and plan ahead for future competitions.

Each month I will leave you with a meaningful quote that sums up photography:-

**"A photographer is like a Cod, which produces millions of eggs in order that one may reach maturity."**

- George Bernard SHAW

Speak to you next newsletter

Shane Coles

Club President



## *November Competition - Open Prints*

### *1st & Image of the Competition*



*Banksia - Martin Young*

Image name: Banksia

Image maker: Martin Young

Location: Australian Botanic Gardens at Cranbourne in August this year.

Equipment used: Sony A850 with 100mm Macro Lens, handheld, no filters

Settings: f11, Iso320, SS125

Story: I just liked the way the Banksia flower was breaking open to reveal the inner parts.



*2nd*

*Slipway - Bill McCall*

Image name: Slipway


Image maker: Bill McCall

Location: Queenscliff

Equipment used: Nikon D7000, 12-24mm Nikkor lens, UV Filter, Tripod with ballhead

Settings: 12mm, f11@1/200 sec.

Any post editing: Photoshop Elements, as I shoot raw images they require sharpening.

*3rd**Innocence - Gordon Traill*

Title: Innocence

Maker: Gordon Traill

Equipment used: Canon 70D, 50.0mm lens

Settings: ISO 200, 1/80s, F2.8. Hand held

Post editing: I flipped the image to have the boy's eyes looking at you from the right hand side of the image as they originally were looking from the left hand side. I used curves and a little brightness as the image was taken at a large indoor building during the day.

The images were all taken during the September school holidays this year.

This photo was taken during my recent trip to the Solomon Islands. I was there for a building and a children's program. The kids were just fantastic when it came to taking their photos. They were shy at first as they didn't have TVs or cameras as the village didn't have any electricity. Once I had taken a photo and showed the children they went crazy and enjoyed having their photos taken. It was an amazing trip. The flight to the Solomons from Brisbane is about 3 1/2 hours, once in Honiara it was a six hour ferry ride then a four hour ride on the back of an open truck while it rained all the way. Once we stopped it was a 30 minute canoe ride in the dark to the village where we stayed.





*November Competition - Open**EDIs**1st**Ugly Beauty - Sheridan La Payre*

Image name: Ugly Beauty

Image maker: Sheridan La Payre

Taken: Queensland, 19th January 2014 9.37pm

Equipment used: Nikon D5100, Sigma 18 - 200mm lens, Flash light

Settings: ISO - 3200, f\stop - 4.8, Shutter speed 1/13 sec

Post editing: Photoshop CS6 - Converted to B&W, bumped up contrast and blacks

Story: This was taken while out toad disposing in Queensland on my mum's property, as much as they are a pest they do pose well under the spotlight of a torch

*November Competition - Open**EDIs**2nd**Here's Looking At You - Janet Young*

Image name: Here's Looking At You

Image maker: Janet Young

Location, date: Geelong Botanic Gardens in March this year.

Equipment used: Canon 700D

Settings: f5.6, ISO160, SS125, handheld, no filters

Any post editing: Photoshop CS5

Story: Loved the way the Bottle tree looked like a face looking back at us



*EDIs**3rd**Geelong Cup - Bill McCall*

Image Name: Geelong Cup

Maker: Bill McCall

Location: Geelong Carousel

Equipment used: Nikon d7000, 12-24mm Nikkor lens (my favourite walk around lens), UV filter, hand held.

Settings: ISO100, 12mm, f8 @1/100sec.,

Photoshop Elements, sharpened.

*Merits**Needs Some Work**Martin Young*



# The Hamilton Gardens, New Zealand

By  
Tony Cavanagh



As most members are probably aware, we spend a lot of time in New Zealand visiting our daughter and her family in Christchurch. We have travelled over most of both islands and of course, we have seen all the major Botanic Gardens and quite a number of the special and private gardens. One which we always go back to when we have the opportunity is the Hamilton Gardens on the western side of the North Island, about one hour's drive south of Auckland. You will note that this does not call itself a "Botanic" garden for the very good reason that its focus was (and is) on the relationship between people and gardens, rather than on the traditional idea of grouping plants together so they may be studied botanically. The result is some 16 individual and intriguing gardens in which plants still take centre stage but the emphasis is on what and how people interact with the themes each garden presents. Some of the more unusual include a (modern) sustainable garden, a 19th century walled kitchen garden, herb and perfume gardens, a pre whiteman Maori settlement and gardens, and a replica 19th century Victorian glasshouse crammed with tropical plants.





## The Hamilton Gardens, New Zealand Cont.



The ones which we enjoy most are in the Paradise Garden Collection, a series of six traditional designs close to the Gardens entrance, which radiate out from a central meeting room, each door taking you to another garden world. It is impossible for me to describe each garden but I have included some photos of them below. Instead, I have given the full name of each and its country and era which the garden on display here represents so you can perhaps understand the diversity being offered. What we found fascinating, and couldn't help photographing, was the reality of the houses and grounds in which the gardens were built. Also, as far as possible, the plants growing in the gardens are those which would have been used in the original gardens, and it is fascinating to see just what was available.

- Japanese Garden of Contemplation, Japan, c14th-16th century.
- English Flower Garden, Arts and Crafts Movement era 1880-1910, England.
- Chinese Scholar's Garden, China, date unknown but concept dates from 7th century.
- American Modernist Garden, California with local plants, 1960s-1970s.
- Indian Char Bagh Garden, India (but came from the Muslim world), c17th-18th cent.
- Italian Renaissance Garden, nobility of Italy, c16th-17th century.

You may not be all that interested in gardens but if you are ever travelling in the North Island, the Hamilton Gardens are definitely worth a visit. Hamilton itself is a very attractive young town with, somewhat surprisingly, its own University. It's a nice place to relax after the hurly-burly of Auckland.

Tony Cavanagh





# OCEAN GROVE camera & photo



Point Lonsdale - by Brendan Waites



“Wishing all Bellarine Camera Club members and families the very best for the festive season. Many thanks for your support in 2014”. - Brendan & Staff




**Revive your memories.**  
We can transfer slides,  
35mm film, original  
photographs, video tapes,  
Super 8, Standard 8 and more  
onto DVD or USB.



Your monthly photography tip from Brendan Waites  
Owner of Ocean Grove Camera & Photo.

### Shoot For History.

As you can see by the photos of Ocean Grove in the 50's on the right, photography is the most important technology we have to preserve history. These amazing photos were brought into my store by Jeff Wynn, owner of the Wynndean caravan park by the Ocean Grove foreshore. They are a brilliant record of the way things used to be in Ocean Grove and on the Bellarine. He gave me 750 different photos, each one with it's own story to tell.

Every photo he supplied me was via a USB stick. Meaning each slide was scanned and has now been preserved for future generations to marvel at. It astounds me how little value people put on their photos from an historic perspective. We are all pre-occupied with chasing that amazing sunset or sunrise. That stunning landscape. But why not start taking a few shots for historic reference? We live in an area that will change dramatically in the next 50 years. Development is happening all over the peninsula and it seems we don't have enough evidence of 'how it used to be'.


So next time you are out and about, why not shoot off a few snaps for your own time capsule? Your grand kids will love you even more for it in years to come.



**NEW WEBSITE FOR ONLINE PHOTO PRINTING**

[www.cameraandphoto.com.au](http://www.cameraandphoto.com.au)

Also, check out the new section for creating  
invitations, thank-you cards and calendars  
from your own photos.



OCEAN GROVE

**camera & photo**

**THE BELLARINE'S ONLY CAMERA STORE**

**OCEAN PLAZA - OCEAN GROVE - PHONE 5255 3311**

PRINT YOUR PHOTOS ONLINE - PICK-UP IN STORE at [www.cameraandphoto.com.au](http://www.cameraandphoto.com.au)



At the heart of the image



D750

I AM THE NEW LEGEND

NOW AVAILABLE

EOS 7D  
Mark II



OCEAN GROVE

camera & photo

THE BELLARINE'S ONLY CAMERA STORE

OCEAN PLAZA - OCEAN GROVE - PHONE 5255 3311

PRINT YOUR PHOTOS ONLINE - PICK-UP IN STORE at [www.cameraandphoto.com.au](http://www.cameraandphoto.com.au)





- One Less on the Bucket List -

## Greece and the Greek Islands

By

*Ain Utt*

### Greek Mainland

It was over 40 years ago that we first wanted to see Greece. Unfortunately, the world at that time had many bombings, plane hijacking and general unrest. The closest we got to Greece was to land in the plane from London and then sit in the plane on the tarmac for 4 hours in 35degree heat with the plane surrounded by heavily armed guards.

So it was with great delight that we started our tour of Greece and the Greek Islands in Athens and visited the ancient Greek civilisation highlights on the mainland.

The birthplace of democracy in its purest form ("rule of the people", "city state") and western civilisation as we know it today, including village life, began in this part of the world. The highlights of Athens were the Acropolis with its Parthenon, the 1896 Olympic Stadium, the Old Plaka Area, the Restaurants and the Evzoni Guards, especially at the time of the changing of the guard.



**The Plaka Area – you can't see me**





**Changing of the Evzoni Guards**

After leaving Athens we visited Olympia, Delphi, and Meteora before returning to Athens. Delphi inhabited since the 14<sup>th</sup> to 11<sup>th</sup> century BC was the home of Apollo of the Ancient Greek Gods. Today Delphi is the second most visited of the ancient monuments after the Acropolis and Parthenon in Athens. Indeed, Delphi is a wonderful site that also has the remains of a better stadium than that which is at Olympia. At least in Delphi the spectators had seats, whereas it was standing room only at Olympia during the Ancient Games.

Meteora is an absolutely amazing place to visit. Today there are 6 operating Monasteries and Convents of the Greek Orthodox faith (there were up to 26 in earlier times). You are gob smacked at trying to understand how these incredible buildings were constructed in these very steep rocky outcrops. Although you would think that all the Monasteries and Convents would be of a similar 'standard' it was clear that some were wealthier than others. The St. Stephan's Monastery appeared to be quite well to do and seemed to be very introspective and remote from the world. St. Barbara's Convent on the other hand, although much less wealthy was much focussed on producing items for sale to support both the maintenance of the Convent but also to assist the local community.

**Delphi – Home of Apollo****Monastery at Meteora**

### The Cyclades Islands

**The Local Ferry - Paros****The Greek Diet****The Caldera - Santorini****Santorini Sunset**

The Cyclades are a Greek island group in the Aegean Sea, southeast of mainland Greece with their most famous Islands being Mykonos, Naxos, Paros and Santorini. The name 'Cyclades' refers to the islands that form a circle around the sacred island of Delos, Greek Mythology says that Delos was the birthplace of the twin gods Apollo and Artemis. The early Cycladic period began about 3000BC, the middle Cycladic Period about 2500BC and the late about 2000BC. Around about this time the Cycladic Civilisation converged with the Minoan Civilisation based in Crete.

The Cycladic culture is famous for its schematic flat female idols carved out of the islands' pure white marble.

The Islands visited were Mykonos – the party island, Paros the quiet relaxed and low-keyed island and Santorini which has to be amongst the most beautiful places in the world. There are not many places in the world such as Oia on Santorini where thousands of people gather every night to watch the stupendously beautiful sunset and then proceed to clap and cheer when the sun actually sets. There are not enough adjectives in the English language to describe the beauty of a sunset in Santorini.



# Geelong by Nature

## PHOTOGRAPHY COMPETITION



## Geelong by Nature: Photography Competition

---

### Wildlife Photographer of the Year 2014

Now in its 50th year, the **Wildlife Photographer of the Year** competition and exhibition provides a global showcase of the world's very best nature photography. Co-owned by the Natural History Museum [London] and BBC Worldwide, the competition reveals and champions the diversity of life on Earth.

This major exhibition tours worldwide and the National Wool Museum will be its only Victorian venue: 16 December 2014 – 1 March 2015.

### About the competition

The National Wool Museum invites you to “put nature in the frame” and show us life through your lens. Photographers of all ages and abilities are welcome to submit an original photograph showcasing our local wildlife.

All submissions will be part of the National Wool Museum's on-line social media gallery.

20 photographs will be selected as finalists to be showcased in two ways: during opening hours in the NWM there will be an illuminated installation in the foyer of the National Wool Museum; during evening hours the images will be projected through the Moorabool Street entrance window(s) – directly across from the footpath bench.

From amongst the 20 finalists, a single winning image will be selected by Geelong Mayor and celebrity photographer Darryn Lyons. The winner will receive \$250.00 along with a certificate signed by the Mayor and the winning photograph will be reproduced and framed.

### How to enter

Upload your entry to [nwminfo@geelongcity.vic.gov.au](mailto:nwminfo@geelongcity.vic.gov.au)

Your entry must include:

- Your full name, email address, postal address and contact number.
- One high quality digital image, between 1-2MB, as a JPEG or TIFF file.

### Key dates

Entries Open	19 November 2014
Entries Close	8 December 2014
Winner Announced	15 December 2014 – at launch event
Exhibition Opens	16 December 2014
Exhibition Closes	1 March 2015

---

# Geelong by Nature

## PHOTOGRAPHY COMPETITION



## Geelong by Nature: Photography Competition

---

### Competition rules, terms and conditions

1. The competition is open to individuals of all ages and abilities. Employees, volunteers and agents of The National Wool Museum and their immediate family members and persons residing in the same household of such employees, along with any individual involved with the administration or judging of the competition are not eligible to enter or win.
2. Entry into the competition is free.
3. The subject for the competition is local wildlife.
4. Entrants must not do anything to injure or distress any animals or destroy their habitat in an attempt to secure an image. If the organisers suspect that an image has been achieved through the use of cruel or unethical practices, including the use of live bait, the entry will be disqualified and the organisers reserve the right to report the entrant to the applicable authorities.
5. Entrants must submit one digital image of their work. The image shall be of high quality, between 1mb and 2mb in size and be saved in JPEG or TIFF format only.
6. Entries must be digital (electronic) and emailed to [nwminfo@geelongcity.vic.gov.au](mailto:nwminfo@geelongcity.vic.gov.au) no later than 5pm, Monday 8 December 2014. No other form of submission, printed hardcopy or electronic (such as on CD), will be accepted. Late entries will not be accepted.
7. Each photographer may submit one work only.
8. The National Wool Museum curatorial team will select finalists' works for exhibition from the image provided and each finalist shall be notified accordingly. Inclusion of finalists in the exhibition and the manner of exhibiting of each included work shall be at the sole discretion of the National Wool Museum.
9. Finalists will be notified by 15 December 2014.
10. The *Wildlife Photographer of the Year* exhibition will be open at the National Wool Museum from Tuesday 16 December until Sunday 1 March 2015.
11. The finalists and winner will be unveiled on Monday 15 December 2014.
12. The photographer warrants that their entry and any other works and materials submitted are original, are the property of the photographer and do not infringe any third-party rights. By entering, the photographer further agrees to indemnify and hold the National Wool Museum and their respective officers, employees, agents, parents, subsidiaries, successors, and assigns, harmless from any liability or damages of any kind, including legal fees and costs, resulting from any claim of infringement or other proprietary right of any person or entity.
13. The entries will be presented anonymously and judged purely on their photographic merit. The judge's decision will be final and no correspondence will be entered into.
14. Ownership of the work, and the Intellectual Property represented by the Work, will vest in the photographer. Copyright of the photographer's work including but not limited to the design forming part of the work shall remain the sole property of the photographer.
15. The photographer will grant the National Wool Museum an irrevocable licence (without payment) to retain and exhibit the work for the duration of *Wildlife Photographer of the Year* exhibition and any subsequent versions of the exhibition as deemed necessary by the National Wool Museum.
16. The photographer will grant the National Wool Museum an irrevocable licence (without payment) to reproduce images of the work, in whole or in part, for promotional and educational purposes. The National Wool Museum will acknowledge the photographer where possible as the author of the work.
17. The National Wool Museum will not sell, share, or rent the information collected from the entry forms and any other information submitted, except for the sole purpose of advertising or promoting the *Wildlife Photographer of the Year* exhibition.



## NORTH TO ALASKA

### My Trip

By Shane Coles



Every person I speak to has Alaska in their Bucket List of things to do. Yes I too had this and a recent opportunity to go over to the beautiful town of LA for the birth of our 5 grandchild presented an opportunity to get out of that beautiful town and go north. Oh yeah, LA is not really that beautiful and would be on the bottom of my bucket list if it wasn't for family living there.

We headed north via Air Canada and landed in the lovely town of Vancouver. Had a couple of days up in Whistler territory and then headed back into town to catch our cruise liner the MS Zuiderdam. A big blue ship with great crew and a lot of very loud Australian tourists. I always thought the yanks were bad, but the yes we Aussies have some very annoying traits. We got it in the ear before we even got on the boat with a 6ft 10 man from down under telling us all about his 9 cruises and what to do when we got on board. BINGO, DRINKING, EATING, BINGO, PLAYING CARDS, BINGO. You get it!!! We have never been cruise people and will never be cruise people, but we felt the best and easiest way to see my bucket list dream was by the boat. And how true was that. Put aside all the annoying things on the boat like that 6ft 10 baboon and yes we had a memorable and exciting 7 days.



The life boat drill was exciting with some of the guests treating it like a cruise entertainment. If we did need to get off quickly I had the plan all laid out with Children and women off first with morons down the back of the boat with the band as it sank. Our first night in the open seas was a little choppy. Our first stop of Juneau. A nice little town with plenty of Bald Eagles flying around.... at least that is what I was told, but I think the rain kept them in doors as we didn't see one. Shopping and sight-seeing. Even a sunset to move the spirits of Mr Bagge.



We then cruised off to a quaint little town called Skagway. Loved this place as it had a lot of charm and represented what I thought the area would be like. I bought a new jacket and boarded the boat feeling trendy and part of the Alaskan Dream. Lorraine pocketed some lovely jewellery and also felt great as women do when obtaining glitzy things. In the afternoon we hopped on the White Pass railway. Headed up north along a rickety old gold route to the USA –Canada border. Fantastic trip up and back. Great photo opportunities ...





Back on the boat after a lovely day with me feeling trending and Lorraine feeling glitzy. Dinner was on the open seas and a few night caps to put me in a deeeep sleep. Woke up in the morning with beautiful blue skies cruising down the inside passage towards Glacier Bay. The Captain told us it was the best day for the whole season. What more could I want. The ship slowly came to a halt and the views were amazing. The only downside was 1800 passengers listing the boat to one side trying to get that elusive shot. It was a jungle out there and me being adventurous decided to lean over the front glass panels on the deck nearly doing my hammies in. I was then tapped on the right shoulder by a lady in green, who said, I know a better place. Follow me. Off we went down stairs passing cabins towards the front of the ship. Oh I thought I am in trouble, she had bad intentions with me. No I was wrong. Ranger Smith from the Alaskan Ranger service led me to a secluded deck to obtain a better photo. It was much easier with 10 others to obtain the shots of the Glacier. What a lucky break.



Glacier Bay. The picture says it all.....

We left this beautiful place and headed south back to Ketichan our last stop. More shopping and sight-seeing. Sea Planes everywhere. They are like the taxis of the north. We then left to head home seeing numerous dolphins swim past, Orcas, and seals. No Bears. Yogi and his crew were on strike. Well maybe next time. Slowly we came into Vancouver early in the morning. I stood on my balcony looking at the lights and heard a weird whacking noise near the boat. A whale had decided to guide us in and was whacking its fins on the sea surface. A great finish to the trip.



Our cabin steward Sam I am left a little surprise on our bed each night. It changed each day with bears, lobsters, dogs and like greeting us. Corny but nice. Our trip was one of the most memorable events of my life, not for the BINGO, CARDS, FOOD, DRINKS or folded bath towels, but to see a place in this world that may not be here in 20 to 30 years. The Glaciers are melting and our kids and grand children may never have the chance to see this wonderful place.

# Syllabus - December & February

*Any changes to the syllabus will appear on the website*

December 2014

1st

- Annual Competition - Judging Image of the Year Awards Night

15th

- 'Around the World Travel Photography' Members to bring images or 3 minute AV to show and share
- End of Year Social Evening

February 2015

2nd

- First Meeting of the year. Barbie and photowalk at Barwon Heads
- EDI's due for first competition 'Open' Bring prints to judging night.

16th

- Judging night for the 'Open' Competition. Judged by BCC Members. Bring prints on the evening.

23rd

- Committee Meeting

## In Other News...



Left:

Club president Shane Coles collects the rather large cheque for our successful Bendigo Bank grant. The money will go towards the purchase of a new projector screen.

Right:

Club member Jon Bagge has won a spot on the 2015 COGG Community Calendar, with this image 'Only Me'



**GEELONG 2015  
CALENDARS NOW  
BEING DELIVERED**



## For Sale



For Sale Nikon D5200 AF-S DX Nikkor 18-55mm f/3.5-5.6G VR with 16GB memory card plus camera bag. \$500. Brand new, never used. If anyone's interested please message Wendy Thiedeman on 0407865107

### HELP SUPPORT YOUR CLUB BY PURCHASING READY-MADE PHOTO MATS

Mats are available for sale at each meeting for a very reasonable price. All profits go back into the Club.

Colours are black, charcoal and off-white to suit the following print sizes:

5" x 7"	\$2.00 each
6" x 8"	\$2.50 each
8" x 10"	\$3.00 each
8" x 12"	\$4.00 each

Special sizes can be made to order  
(up to the maximum mat size of 40 x 50cm)\

FOR ALL MATS SEE **JOHN GALLICHAN**, OUR 'MASTER MAT  
MAKER'

NEW, MATS WITH HINGED FOAMCORE BACKING  
Available in BLACK, CHARCOAL, OFF-WHITE

TO SUIT FOLLOWING SIZES,

5" X 7"	\$4.00 EA
6" X 8"	\$4.50 EA
8" X 10"	\$6.50 EA
8" X 12"	\$7.00 EA
12" X 16"	\$10.00 EA

(12" X 16" Made to Order only)



### DO YOU HAVE ANY PHOTOGRAPHIC EQUIPMENT OR ACCESSORIES FOR SALE?

If you would like to advertise your pre-loved photography equipment or accessories here, please submit a detailed article, preferably with a picture, via email to:

[editor@bellarinecameraclub.org.au](mailto:editor@bellarinecameraclub.org.au)



*Wishing you all a  
Very Merry Christmas  
from the  
Bellarine Camera Club Committee*

