

NEWSLETTER

BELLARINE CAMERA CLUB • ISSUE 032 • SUMMER / AUTUMN 2016

INSIDE ...

An Invitation

Syllabus for 2016

Glynn Lavendar One Day Workshop

Open and Framed Competition Results

My Antarctic Dream Part Two By Lynne Bryant



FRONT PAGE
Autumn Colours
at Mount Macedon
by Jon Bagge

Bellarine Camera Club Inc.
Member of VAPS

MEETING VENUE
SpringDale Neighbourhood Centre
17-21 High Street, Drysdale

CONTACT
Email info@bellarinecameraclub.org.au
Website www.bellarinecameraclub.org.au

COMMITTEE

President	Shane Coles
Vice President	Gordon Traill
Secretary	Lynne Bryant
Treasurer	Vikki Gage
Committee Members	Jon Bagge Darren Henry John Gallichan Greg Wane

Competition Secretary	Val Moss
Membership Secretary	Vikki Gage

MEETINGS
Twice a month (excluding January):
1st Monday - Club Night
3rd Monday - Judging Night

NEWSLETTER
Editor - Jon Bagge
Distributed to members via email;
also available on website.
Newsletter items to the editor
(preferably in Word format)
Images welcome - please submit via email in jpg
format as per competition sizing
Articles to be received by the 20th of the month
Submissions to: editor@bellarinecameraclub.org.au

Images © by image makers.
All contents in this issue are for
information purposes only.

An Invitation...

Bellarine Camera Club members are invited to attend an evening at the Geelong Camera Club to listen to a guest speaker from Wacom. Wacom provides interactive pen displays, pen tablets, and styluses to equip and inspire everyone make the world a more creative place.



www.wacom.com

A representative from Wacom is visiting the GCC on April 27th and bringing their entire range of Tablets. They will be showing us how the tablet and its accompanying sensitive pen can use the many tools within Photoshop, Elements and Lightroom. Showing that not only how it can enhance your photos, but how it can be used in Altered Reality.



Calling all members.....

Members are invited to submit their best images for publication consideration in next month's newsletter.

For front cover & back cover consideration, portrait orientation images of any subject would be appreciated - images do not need to have been entered into a competition (size to be at least 1.5mb for cover portrait images).

This newsletter will only ever be as good as the contributions. We encourage all members to submit images, stories behind the images, great locations and tips for the newsletter.

See side panel on this page for submission details and 'date by'.

President's Report

Shane Coles



PRESIDENTS REPORT MARCH 2016

Well 2016 has hit us and the year is a quarter over. A recent meeting with local camera club presidents raised the issues of how to keep our clubs vibrant and continue to promote photography. Some ideas raised were, interaction with clubs in excursions, promoting each clubs events, a interclub competition for new members with more established members judging the competition, use of club members to judge and thus building a greater judging pool. There were many more ideas bandied around and we intend to hold a similar meeting down the track to follow up on ideas and continue to exchange ways of how our clubs can better themselves.

I felt that the biggest thing raised was the fact that unless club members be part of functions, volunteer to help out and continue to put new ideas forward to the committee, clubs will become stagnant and not move on. I am not asking for a rush of help. I know that when we have an event members do pitch in, but we must try and better our involvement and continue to grow strong.

Now I am off my soap box I will mention the Glen Lavender portrait work shop. Great event, expert tuition and I am sure that all who attended got something out of it. My biggest bonus was the hint from Glen about not looking for a subject, but looking for the best light and working from that. How true.

The above image shows I keep on finding the light, but never the pot of gold. Maybe one day.

Just a reminder that our exhibition date is looming. October this year. I would ask members to start working on their presentations. Lets make this year our best.

I urge all members to continue taking photos and strive for that perfect image.

Quote of the month:- A Photographer is like a cod, which produces a million eggs in order that one may reach maturity.

* George Bernard Shaw

Best wishes

Shane Coles

Club President

An important note about our competitions

Our Competition Secretary is receiving a number of entries into our competitions which are incorrectly named. Given the large number of entries the Comp Sec receives, the amount of paper work involved, producing the slide show, and getting the entries to and from the judge, incorrectly named entries cause quite a problem.

Below are excerpts from our Competition Rules available in full on the clubs website at:

<http://bellarinecameraclub.org.au/competitions/competition-rules>

Please could everybody check that they are using the correct naming protocol, and if anyone is struggling or unsure, please let a Committee Member know and they will 'buddy up' with you and guide you through the process. We are more than happy to help!

Each image must be named in the format below, using an underscore between each section of the file name:

Open Competition entries: yyyymm_Title_nnn_OP.jpg

Set Subject entries: yyyymm_Title_nnn_SS.jpg

Example of image naming protocol: 201109_My Image_009_SS

yyyymm	Year and month (eg 201109 = September 2011 competition)
Title	Image title (multi-word titles may include spaces between words)
nnn	Member's three digit competition number (for numbers below 100, examples of numbering are: 009; 032)
OP	Open entry with no set subject for the monthly competition as set out in the Syllabus
SS	Set subject for the month

Example:



201602_Port Long Exposure_070_OP.jpg

CORRECT!

IMG_7074.jpg

WRONG!

Please also double check that the month used in the title is the month of the competition, which may not be the month of uploading.

Thanks very much for your help!

*February - Open
Judged By The Members*

*EDI's
A & B Grade*

1st & Image of the Competition



*Port Sunrise
by Jon Bagge*

February Competition - Open

*EDIs
A & B Grade*

2nd



*Eagle Owl
By Lynne Bryant*

February Competition - Open

*EDI's
A & B Grade*

3rd



*Port Long Exposure
By Jon Bagge*

February Competition - Open

*Prints
A & B Grade*

1st



*Damselfly
By Bill McCall*

*February Competition - Open
Prints
A & B Grade
2nd*



*Early Morning
By Janet Young*

IMAGE UNAVAILABLE

*3rd
Dragonfly
By Bill McCall*



Natural Light Workshop
with
Glynn Lavendar

Natural Light Workshop

We held a Natural Light, Portrait, Creative Vision and Flash Workshop on Saturday 20th February. It was a huge success with 20 people attending this event, which was held in the Art room of the Springdale Hall, Drysdale.

Glynn Lavender of creativephotoworkshops.com.au was the photographer that conducted the workshop. The members who attended the day had a great time learning new techniques from Glynn. I still have a vision of people holding out their fully stretched out arm looking at their hand. Slowly turning around to see where the light falls on the back of the hand. Many members were amazed at the quality of images there were able to achieve under the direction of Glynn.

Here are some images taken during the day, and of the people that attended.

The image of our models Alice & Nick was taken by Glynn at the end of the day. A big thank you to Glynn for his inspiring knowledge and workshop.

Another thank you has to go to Justyn Rowe from the City of Greater Geelong. Justyn heads up the Arts Grant program for the CoGG. The BCC and local community are grateful to the funding that CoGG provided for this Grant. BCC looks forward to our next sponsored workshop on Land/Seascapes by Brendan Waites, to be held later on the year. Brendan is the owner of Ocean Grove Camera & Photo.

Words & images by Glynn Lavendar, Gordon Traill & Jon Bagge














Glynn Lavender, owner of Creative Photo Workshops is well known both in Australia and the USA for his 30+ year involvement in the photo industry and brings his passion for teaching photography to every event.

Glynn's goal is to cut through the technical jargon of photography and get to the heart of what's important – capturing great images everywhere we go and every time we pick up our camera.

Glynn's ability to share his knowledge and empower Workshop attendees to reach their goals is well known and many working professional photographers consider Glynn their mentor and part of the reason for their success.

With nearly a thousand Workshops under his belt Glynn's experience shines through at every event and he willingly shares everything – there are no 'trade secrets' at his events.

Glynn is heavily involved in the photographic industry worldwide as Vice President of the Digital Imaging Marketing Association and several Photo Marketing Association committees.

Creative Photo Workshops is Australia's most dynamic photographer training companies running events in Australia, New Zealand and the United States.

Glynn also leads photo tours to such countries as Vietnam, India, Myanmar, Sri Lanka and many more, if you are interested in travelling with Glynn drop him a line at glynn@creativephotoworkshops.com.au and see where he is off to next.



Glynn has very generously provided Bellarine Camera Club with a pdf of his presentation used during the workshop. This is available to all members. Please contact a committee member for more details.



March Competition - Framed

*EDIs
A Grade*

1st & Image of the Competition



*Framed
By Jon Bagge*

March Competition - Framed

*EDIs
A Grade*

2nd



*Buckleys Window
By Jon Bagge*

=3rd



*Point Addis Sunrise
By Nick Randall*

March Competition - Framed


*EDIs
A Grade*

=3rd



*Kangaroo Island View
By Martin Young*

=3rd



*Green
By Lynne Bryant*

March Competition - Framed

*EDIs
B Grade*

1st



*Walkies
By Carole O'Neill*

2nd



*Fernary
By Bill Burrell*

March Competition - Framed

*EDIs
B Grade*

3rd



*Craggy Island
By Anne Tyrrell*

March Competition - Framed

*Prints
A Grade*

1st



*Pillbox View
By Daryl Haywood*

March Competition - Framed


*A Grade
Prints*

=2nd



*Paddy
By Darren Henry*

=2nd




*In Focus
By Darren Henry*

3rd



*Werribee Park
By Martin Young*

Merit



*Two Frame View
By Daryl Haywood*

My Antarctic Dream

-Part Two-

South Georgia
by Lynne Bryant





Leaving the Falkland Islands we sail for 2 days to South Georgia. We spend 4 days exploring this magical area.

Captain James Cook circumnavigated the island in 1775 and made the first landing, claiming the territory for the Kingdom of Great Britain. It remains under British rule today.

Throughout the 19th century South Georgia was a sealers' base as well as a whalers' base beginning in the 20th century, until whaling ended in the 1960's.

Our first planned landing had to be aborted due to a moderate swell making it too dangerous to board the zodiacs. Prior to going on land we had to vacuum our outer clothing and bags to remove and dust, seeds or rubbish that may be taken on shore and contaminate the island.




We continue on around to Fortuna Bay where we do our first water landing. The zodiacs are taken as close to the shore as possible riding in on the waves, and the crew hold it there while we all alight. There is a lot of wild life on the beach, young fur seal pups and penguins. The fur seals can get quite aggressive and chase after you if they are not happy. It is a matter of standing your ground and kicking the stones around you to scare them off.



The fur seals have very long whiskers and really do look very cute, but don't let that fool you.

After a short time on the beach we return to the ship and sail around to Stromness Bay.

It is here that Shackleton finished his epic voyage, walking across the island of South Georgia to the whaling station of Stromness. The whaling station was in used between 1907 and 1932 when the whale stocks collapsed due to overharvesting. Stromness is now home to the fur seals. The closest we can get to the station is 200 meters, as the place is off limits due to asbestos and unsafe buildings.





Stromness Whaling station.





The next day we arrive at Grytviken. A Norwegian, Carl Larsen founded Grytviken as the first whaling station in the Antarctic waters in 1904, and it operated for over 50 years.



This is also the resting place of Sir Ernest Shackleton. It was on one of his many trips to this area that he died, and because of his love of this area his wife gave permission for him to be buried here. As we approach Grytviken you can see the head stone of Shackleton's grave high on the hillside.



After visiting the cemetery we continue on down to the South Georgia Museum which was established in 1992 in the manager's house. It has a rich display of whaling, sealing, exploring and natural history of the island. We also get to see old whaling ships and the factory ruins used for processing the whale blubber. Seals are everywhere and you have to watch where you walk. There is a post office here where you can post a card home from the most southerly place in the world.





Church built 1813



Whaling ship with harpoon



Whale processing equipment

This is an incredible place rich in history. It would have been a very trying place to work in harsh conditions.

We return to the ship for a barbeque lunch. As we are sailing back it begins to snow. Where else in the world would you have a barbeque while it snows?



After lunch we continue around to Jason Harbour where we do another shore landing. There are lots of fur seals, elephant seals, King Penguins, Gentoo penguins and giant petrels. The fur seals are frolicking around in the water and the elephant seals are testing their muscle against each other. The Giant Petrels can only walk a short distance along the rock shore with their wings out stretched



Elephant seals playing



Fur seals playing in the water.



Seals happily resting together.

The next day we wake up to the beautiful scenery of St Andrew's Bay with Mt Paget the highest peak.



St Andrew's Bay.

Unfortunately we are unable to land here due to rough seas, so we continue on around to Moltke Harbour and Royal Bay.

Moltke Harbour



The afternoon excursion is a zodiac cruise around Royal Bay. Here we see thousands of King Penguins and their chicks on shore as well as swimming around the boats. There is also a large glacier in the background.



Royal Bay.

Leopard seal waiting for dinner.

Futher around the bay we see a large Macaroni penguin colony.



A penguin life can be pretty tough as they climb high up the cliff faces.

The next morning we wake up at Gold Harbour which is on the eastern side of South Georgia and often referred to as “the jewel in the island’s crown”. Peaks and glacier towering over a busy beach of fur seals and elephant seals, while king penguin chicks form massive creches and seabirds come and go. This is truly a magical place.



This would have to be the most breath taking place.

This afternoon we sail up the Drygalski Fjord. This high sided fjord is 9 miles long by 1 mile wide, with the peaks rising over a kilometre. The vastness of the cliffs is incredible with glaciers coming down through valleys and waterfalls forming from melting glaciers. As we sail toward the entry to the fjord we pass a very large tubular iceberg. The large one is apparently 6 mile long and 3.5 mile wide.

The weather has now deteriorated with strong winds (60 km). These winds are known as katabatic winds. It is hard to keep the hood of my jacket on as the wind is so strong that it is ripping open the Velcro and one has to be very careful moving around the outside of the ship.



Tubular Icebergs.



Drygalski Fjord





Risting Glacier

This is the end of our 4 days at South Georgia. This is one of the most beautiful pristine places on earth. The amount of wildlife on this island is incredible and the beauty is amazing. We have been so lucky that the weather had been so kind to us and shown us this area in all its glory.

We now sail off toward the Antarctic Peninsula. This is another story for another newsletter.

End of Part Two

Visit & be inspired

WILDLIFE
PHOTOGRAPHER
OF THE YEAR

**national
wool
museum**

29 JAN -15 MAY

Wildlife Photographer of the Year 2015

Stunning images unveiled as 51st Wildlife Photographer of the Year with the Australian exhibition launch at the National Wool Museum, Geelong.

Wrestling komodo dragons, ethereal egrets and thirsty squirrels are among the creatures captured on camera for Wildlife Photographer of the Year 2015.

The world-renowned exhibition, on loan from the Natural History Museum in London featuring 100 awe-inspiring images, from fascinating animal behaviour to breath-taking wild landscapes.

Wildlife Photographer of the Year is the most prestigious photography event of its kind, providing a global platform that showcases the natural world's most astonishing and challenging sights for over 50 years.

Launching in 1965 and attracting 361 entries, today the competition receives over 42,000 entries from 96 countries highlighting its enduring appeal.

This year's 100 award-winning images will embark on an international tour that allows them to be seen by millions of people across six continents.

For details, visit the [Wildlife Photographer of the Year website](#).

Wildlife Photographer of the Year is developed and produced by the Natural History Museum, London.

WILDLIFE PHOTOGRAPHER OF THE YEAR

national wool museum

29 JAN - 15 MAY

These images selected from Wildlife Photographer of the Year 2015 - an international exhibition showcasing 100 awe inspiring images from the world's most prestigious photography event of its kind.

Direct from the Natural History Museum in London and now premiering in Australia and on display at the National Wool Museum Geelong.

Enjoy this preview as you explore the Geelong Botanic Gardens.

© Thomas Peschak (Germany/South Africa) **The shark surfer**

© Petr Bambousek (Czech Republic) **Reflection in black (detail)**

© Andrey Gudkov (Russia) **Komodo judo**

© David Doubilet (United States) **Turtle flight**

Wildlife Photographer of the Year is developed and produced by the Natural History Museum, London.



26 MOORABOOL ST GEELONG 03 5272 4701 WWW.NWM.VIC.GOV.AU





BELLARINE
CAMERA CLUB INC
www.bellarinecameraclub.org.au

**BELLARINE CAMERA CLUB
FEBRUARY-JUNE 2016 SYLLABUS**

DATE	SUBJECT	IMAGES DUE for MONTHLY COMPETITION
------	---------	--

IMPORTANT

**For the latest syllabus information, competition rules, and image naming conventions
please refer to our website: bellarinecameraclub.org.au**

FEBRUARY 2016	OPEN	Images Due & FEB 1 for March Comp
FEB 1st	<ul style="list-style-type: none"> • Social Night – BBQ at hall 7 p.m. BYO, 3min AV or Prints to discuss 	
FEB 15th	<ul style="list-style-type: none"> • MONTHLY COMPETITION – Open Self Judging 	
FEB 29th	<ul style="list-style-type: none"> • COMMITTEE MEETING 	
MARCH 2016	SET SUBJECT: NATURAL FRAME	Images Due MAR 21st for April Comp
MAR 7th	<ul style="list-style-type: none"> • Neil Hickman – bird photographer 	
MAR 21st	<ul style="list-style-type: none"> • MONTHLY COMPETITION - Natural Frame Judge – Confirmed 	
MAR 28th	<ul style="list-style-type: none"> • COMMITTEE MEETING 	
APRIL 2016	SET SUBJECT: OPEN	Images Due APR18th for May Comp
APR 4th	<ul style="list-style-type: none"> • Peter Marin – Lighting - off camera flash, strobe lighting and more 	
APR 18th	<ul style="list-style-type: none"> • MONTHLY COMPETITION – Open Judge – Confirmed 	
APR 25th	<ul style="list-style-type: none"> • COMMITTEE MEETING 	
MAY 2016	SET SUBJECT: BIRDS	Images Due MAY 16th for June Comp
MAY 2nd	<ul style="list-style-type: none"> • Workshop - 4 Workstations to play with. Bring your gear. 	
MAY 16th	<ul style="list-style-type: none"> • MONTHLY COMPETITION – Birds Judge - Confirmed 	
MAY 30th	<ul style="list-style-type: none"> • COMMITTEE MEETING 	
JUNE 2016	SET SUBJECT: OPEN	Images Due JUN 20th for July Comp
JUN 6th	<ul style="list-style-type: none"> • Martin Young – Macro and insects 	
JUN 20th	<ul style="list-style-type: none"> • MONTHLY COMPETITION – Open • Judge – Confirmed 	
JUN 27th	<ul style="list-style-type: none"> • COMMITTEE MEETING 	



BELLARINE CAMERA CLUB
July - December 2016 SYLLABUS

DATE	SUBJECT	IMAGES DUE for MONTHLY COMPETITION
------	---------	------------------------------------

IMPORTANT

For the latest syllabus information, competition rules, and image naming conventions please refer to our website: bellarinecameraclub.org.au

July 2016	SET SUBJECT: - PORTRAITS	Images Due July 18th for Aug Comp
July 4th	<ul style="list-style-type: none"> • George Abel 	
July 18th	<ul style="list-style-type: none"> • MONTHLY COMPETITION – Portraits Judge – TBC 	
July 25th	<ul style="list-style-type: none"> • COMMITTEE MEETING 	
August 2016	SET SUBJECT: - OPEN	Images Due Aug 15th for Sept Comp
Aug 1st	AGM 3 Min AV or 2 favourite prints to discuss - Why you took the image and setting used	
Aug 15th	<ul style="list-style-type: none"> • MONTHLY COMPETITION - Judge – TBC 	
Aug 29	<ul style="list-style-type: none"> • COMMITTEE MEETING 	
September 2016	SET SUBJECT: - MY BELLARINE – any image that represents the Bellarine peninsula. The boundary is from Melaluka Rd LEOPOLD outwards. This could be a building, the beach, a landscape etc. Use your imagination.	NO Oct Comp
Sept 5th	<ul style="list-style-type: none"> • Guest speaker – 	
Sept 19th	<ul style="list-style-type: none"> • MONTHLY COMPETITION - My Bellarine • Judge - TBC 	
Sept 26th	<ul style="list-style-type: none"> • COMMITTEE MEETING 	
October 2016	SET SUBJECT: -	Images Due Oct for 17th Nov Comp
Oct 3rd	<ul style="list-style-type: none"> • Guest Speaker 	
Oct 17th	No meeting due to Annual Exhibition October 14 th & 15 Exhibition viewer's choice competition – My Bellarine	
Oct 31st	<ul style="list-style-type: none"> • COMMITTEE MEETING 	
November 2016	SET SUBJECT :- Landscape	
Dec 5th	<ul style="list-style-type: none"> • Awards & Christmas breakup 	
	Judge - TBC	

HELP SUPPORT YOUR CLUB BY PURCHASING READY-MADE PHOTO MATS

Mats are available for sale at each meeting for a very reasonable price. All profits go back into the Club.

Colours are black, charcoal and off-white to suit the following print sizes:

5" x 7"	\$2.00 each
6" x 8"	\$2.50 each
8" x 10"	\$3.00 each
8" x 12"	\$4.00 each

Special sizes can be made to order
(up to the maximum mat size of 40 x 50cm)

FOR ALL MATS SEE JOHN GALLICHAN, OUR 'MASTER MAT MAKER'

NEW, MATS WITH HINGED FOAMCORE BACKING
Available in BLACK, CHARCOAL, OFF-WHITE



TO SUIT FOLLOWING SIZES,

5" X 7"	\$4.00 EA
6" X 8"	\$4.50 EA
8" X 10"	\$6.50 EA
8" X 12"	\$7.00 EA
12" X 16"	\$10.00 EA

(12" X 16" Made to Order only)

DO YOU HAVE ANY PHOTOGRAPHIC EQUIPMENT OR ACCESSORIES FOR SALE?

If you would like to advertise your pre-loved photography equipment or accessories here, please submit a detailed article, preferably with a picture, via email to:

editor@bellarinecameraclub.org.au

Don't hang around!



Next Set Subject is 'Birds'

Images due 18th April