

# NEWSLETTER



BELLARINE CAMERA CLUB • ISSUE 018 • SEPTEMBER 2014

## INSIDE ...

*Flora/Fauna Competition Results*

*Stories behind the winning images*

*Improve your skills with some top tips*

*Kangaroo Island with Tony Cavanagh*

*Photographic opportunities in 'Whats On'*





FRONT PAGE  
Otway Fungus  
by Martin Young

Bellarine Camera Club Inc.  
Member of VAPS

MEETING VENUE  
SpringDale Neighbourhood Centre  
17-21 High Street, Drysdale

CONTACT  
Email [info@bellarinecameraclub.org.au](mailto:info@bellarinecameraclub.org.au)  
Website [www.bellarinecameraclub.org.au](http://www.bellarinecameraclub.org.au)

COMMITTEE

President	Shane Coles
Vice President	Daniel Walker
Treasurer	John Gallichan
Secretary	Lynne Bryant
Competition Secretary	Val Moss
Committee Members	Darren Henry
	Jon Bagge
	Vikki Gage
	Gordon Traill

MEETINGS  
Twice a month (excluding January):  
1st Monday - Club Night  
3rd Monday - Judging Night

NEWSLETTER  
Editor - Jon Bagge  
Distributed monthly to members via email;  
also available on website.  
Newsletter items to the editor (preferably in Word  
format)  
Images welcome - please submit via email in jpg  
format as per competition sizing  
Articles to be received by the 20th of the month  
Submissions to: [editor@bellarinecameraclub.org.au](mailto:editor@bellarinecameraclub.org.au)

Images © by image makers.  
All contents in this issue are for  
information purposes only.

This months Guest Speaker is...

## Clive Whitworth

talking about making slide shows and AV's and demonstrating some of his work.

- Digital Storytelling Workshops
- Personal Story / Life Celebration Presentations
- Tuition in Multimedia Software
- Corporate Slideshows
- Photograph / Slide Scanning
- Photo Scanner Hire
- Video Cassette to DVD Conversion

## Important!

***Membership fees are now due. Members who haven't paid their membership fees will be unable to enter competitions***

*Next months speaker is Jan Watson, Underwater Photographer/  
Marine Biologist. Mark your calendars **now!***

## Calling all members.....

Members are invited to submit their best images for publication consideration in next month's newsletter.

For front cover & back Cover consideration, portrait orientation images of any subject would be appreciated - images do not need to have been entered into a competition (size to be at least 1.5mb for cover portrait images).

**Special thanks to Tony Cavanagh for his article this month. Also to the winners in this months competition for sharing the story behind their images.**

**This newsletter will only ever be as good as the contributions. We encourage all members to submit images, stories behind the images, great locations and tips for the newsletter.**

See side panel on this page for submission details and 'date by'.

# President's Report

Shane Coles



*Welcome to my first presidents report for 2014-2015 year.*

*I have continued to include an image showing some of the places in this world that I have been lucky to have seen. This was taken in a billabong near Home Valley Station near Kununurra. I think the stockman was pointing towards one of the many salt water crocs that glided past our group. I must admit that the stirrups were high in the saddle on this occasion. A beautiful place that kept on producing some stunning landscapes and scenery. Images of these trips enhances the memories that we take away from them.*

*Well, off we go into another year of photography. Our recent AGM produced a fairly new team on the committee. As you can see I remained the president, Daniel Walker has stepped up into the Vice President's role, John Gallichan has kept the role of money man, Lynne Bryant as my trusty secretary and committee members Jon Bagge, Vikki Gage, Darren Henry and Gordon Traill. Our committee will continue to bring you interesting and informative nights. We ask that you don't think unkind of us when sometimes things don't go as they are planned. We are not perfect. We got rid of him from the last committee. Sorry Roger had to have one final swipe of our most esteemed ex committee member.*

*Our recent interclub competition with the Corio Bay and Colac camera clubs showed that we are getting there. It was a strong field and I called for a swab as the Colac team led us to believe that they didn't have a chance. Shoofy country people. Well done Colac you deserved it. A great night out for those who attended.*

*Members have submitted entries for the Cemeteries competition and I hope the winner emerges from our club and walks away with the \$1000. You have got to be in it to win it.*

*We have some great speakers and judges lined up for the next year. Our Syllabus for 2015 is being worked on and hopefully be out for all to see soon.*

*I urge members to keep up with the syllabus and plan ahead for future competitions.*

*Each month I will leave you with a meaningful quote that sums up photography:-*

***"The single most important component of a camera is the twelve inches behind it."***

*- Ansel ADAMS*

*Speak to you next newsletter*

*Shane COLES*

*Club President.*



## *August Competition - Flora/Fauna Prints*

### *1st & Image of the Competition*



### *Ocean Traveller - Martin Young*

Image name: Ocean Traveller

Image maker: Martin Young

Location, date & time: Portarlinton, June 2013

Equipment used: Sony A850, handheld, 70-400mm lens @ 130mm

Settings: f11, 1/125sec, ISO 400

Any post editing: Shot in RAW, edited in Photoshop CC

Story behind the image: Shot from Portarlinton Pier on an unbelievably still day with full sun. Haeckels Jellyfish species is swimming just under the surface but in about 3 m water depth. Really just a lucky set of circumstances (no wind/ no waves/ bright sun/ wildlife performing and camera in hand!).



*2nd**Fishing for frogs - Janet Young*

Image name: Fishing for Frogs

Image maker: Janet Young

Location, date & time: Melbourne Zoo, May 2014

Equipment used: Canon 700D, Tamron 28-270 @ 270mm

Settings: ISO200, Aperture 7.1, Shutter Speed 400, Monopod used

Any post editing: Photoshop CS5 general edits and added a vignette

Story behind the image: We were walking nearby and noticed Pelicans diving under water and thrusting beaks forward, surfacing and shaking off water. After watching for a while we noticed a couple of times that frogs were being thrown up during this process, so we concluded that they were actually hunting for frogs in the muddy shallow lake. They continued for quite some time and this was the sharpest, best composed shot from a number of shots taken.

*3rd*

### *Otway Fungus - Martin Young*

Image name: Otway Fungus

Image maker: Martin Young

Location, date : April 2014, Otways near Erskine Falls, Lorne

Equipment used: Sony A850 100mm Macro Lens, Monopod

Settings: 1600 ISO, f8, 1/60 Shutter Speed, No flash

Any post editing: Photoshop, adjust lighting, contrast, sharpness (shot in RAW)

Story behind the image: We went on a trip to the Otways after rainy period to look for fungi. This was best shot on the day.

### *Merits*

*Endangered Tasmanian Devils*  
*White Bellied Sea Eagle*

*Ellen McIlroy*  
*Lynne Bryant*



*August Competition - Flora/Fauna**EDIs**1st**Golden Snake - Roger Northam*

Image name: Golden Snake

Image maker: Roger Northam

Location, date & time: Healesville Sanctuary 19/6/2014 12.30pm

Equipment used: Nikon D7000 18 -200 Nikor lens No Tripod

Settings: ISO 800 f- 5.6 Shutter speed 1/25

Any post editing: Lightroom 5, Cropped, slight Vignette, sharpen and slight adjust to highlight tones

Story: Zoo visit, I love snakes and this fellow came up to the glass to look at me. He kindly waited and allowed me to clean outside of glass and I held lens firm against glass to steady as slow speed and this was the result!

*August Competition - Flora/Fauna*

*2nd*



*Fly4 - Martin Young*

*3rd*



*Cabbage Moth Butterfly - Martin Young*

*Merits*

*Adelaide River Resident  
Open Gardens  
Slinky the Lizard*

*Lyn Northam  
Jon Bagge  
Roger Northam*





# OCEAN GROVE camera & photo







The Some Apostles - by Brendan Waites



## TAMRON®

150-600 f4-6.3 Di VC USD  
for Canon & Nikon Mounts

**\$1269.00**



©The Digital Photo.com



Revive your memories.  
We can transfer slides,  
35mm film, original  
photographs, video tapes,  
Super 8, Standard 8 and more  
onto DVD or USB.



Your monthly photography tip from Brendan Waites  
Owner of Ocean Grove Camera & Photo.

### SHOW OFF YOUR SUBJECT

Take better photos with this simple advice...


Decide what you're really taking a picture of, and center your efforts on taking the best possible photo of this subject, be it a person, place, thing, or even mood. Be sure to keep anything that would distract out of the picture. Also check the area behind the subject, looking for trees or phone poles sprouting from a person's head. Remember, a clean background will emphasize your subject and have a stronger visual impact.

Basic composition is quite often overlooked in pursuit of sharp, clean images. Having all the technical know-how in the word will not necessarily produce better photos. Yes, we've all heard of the rules (rule of thirds etc...) but sometimes it's better to play outside of these rules and give yourself a chance of snagging that great photo.

Look around online at some of the best images, Flickr is a great place to start and study what makes those images stand out. 9 times out of ten its strong composition, tight cropping on the subject and very little distracting elements in the image.

Have fun and happy shooting.

- Brendan and the team at Ocean Grove Camera & Photo



GoPro Hero 3+  
**BLACK EDITION**  
~~\$539~~ **\$439**

BCC MEMBERS - CANVAS PRINT SPECIAL  
**ORDER 2 CANVAS PRINTS  
GET THE SECOND CANVAS  
AT HALF PRICE!**



OCEAN GROVE  
**camera & photo**

**THE BELLARINE'S ONLY CAMERA STORE**

**OCEAN PLAZA - OCEAN GROVE - PHONE 5255 3311**

PRINT YOUR PHOTOS ONLINE - PICK-UP IN STORE at [www.cameraandphoto.com.au](http://www.cameraandphoto.com.au)





## Kangaroo Island by Tony Cavanagh



In September 2012, we spent a week on Kangaroo Island, off the south coast of South Australia. You can fly there from Adelaide or do as we did and take our car on the Sealink Ferry from Cape Jervis, at the south-western end of the Fleurieu Peninsula. This was our first trip to the Island and you can imagine my consternation when I discovered at Murray Bridge that I had left my camera behind!! So all of the pictures you see were taken on my wife Liz's camera (she sometimes graciously let me take a few of special interest to me) and it is something I will never do again. Then to cap that off, when we were driving our cars onto the ferry, the crew member directed me to BACK onto the boat, down a ramp and then along the full length of the deck between rows of other vehicles! I achieved this with no damage to anything but needed a couple of cups of coffee to calm my shattered nerves – and at least I got to drive off forward when we reached the terminus at Penneshaw.



The unusual Cape Borda Lightstation



The beautifully maintained former lighthouse keepers houses, now accommodation at Cape Willoughby Lightstation

Kangaroo Island has always been a popular holiday destination for South Australians and I believe that in the past there were several alternative ferries, one at least which operated from Port Adelaide to the Island's "capital" of Kingscote. Also in the past, the Island sold itself on its natural attractions, especially its flora and fauna, and a rugged coastline with many walking tracks "to get away from it all". Today, there is a lot more emphasis on the local produce, food, wineries, fine dining and things for visitors to see, the Eucalyptus distillery, cheese and honey making, the large native garden at Emu Bay, the Island's three lightstations, two open for guided tours, an animal farm for children, the Penguin Centre at Kingscote, several nature parks, a bird of prey park and of course, the wonderful Flinders Chase National Park, gateway to Remarkable Rocks and Admirals Arch, Kelly Hill Caves and Seal Bay, all of which are worth visiting. You may think a week is too long but the Island is bigger than most people realise – it is our third largest island (after Tasmania and Melville Island) of over 4500 square kilometers, some 155 km long and up to 55km wide, and it takes over two hours by car to travel from east to west. Roads to some areas are gravel and can be closed after heavy rain but the main roads are bitumen and it is easy to get to most places. It is advisable to buy yourself a good map – GPS systems are very unreliable on the Island and it is better to rely on the old fashioned way. There is a wide range of accommodation available, from self contained to "everything supplied" but it is advisable to book in advance and avoid busy periods like the Christmas holidays, the Racing Carnival and Street Fair in February and Easter. Otherwise, go and be prepared to have a good time.

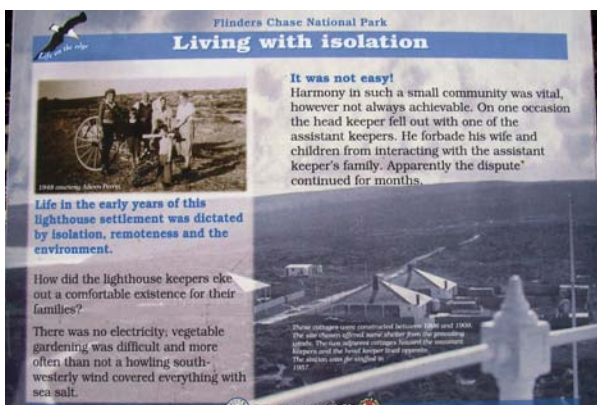


The following are pictures of some of our activities which I hope you enjoy. And in case you are wondering, I didn't have to back the car onto the ferry on the return trip. With a different loadmaster, I was directed to drive forward down one side of the vessel, cross the end, and come back up the other side, ready to drive forward at Cape Jervis. Piece of cake!

**Tony Cavanagh**  
**Ocean Grove**

Images (Top to bottom):

Eucalyptus in the Stokes Bay Garden  
Track down to Remarkable Rocks  
Some remarkable examples  
Typical information board for Island attractions  
Sea lions at Seal Bay  
Bush ingenuity, old still and condenser at eucalyptus distillery  
Bush art







Darryn Lyons wants your photo in the 2015 Calendar  
2015 Calendar photo competition. #LiveLoveGeelong!

Show us what you love about Geelong and you could have your photo appear in the City of Greater Geelong 2015 Calendar! Geelong is a fantastic place to live and visit and we want to see what you love, find beautiful and gives you pride about Geelong. Mayor, Darryn Lyons, will select his favourite images that truly show why you #liveloveGeelong and these will appear in the annual calendar, along with a photo credit for each successful entry. 12-13 images will be selected.

So get out and start snapping!

#### Prizes

- 12-13 images will be selected and will appear in the 2015 City of Greater Geelong Calendar with a photo credit to the winning photographers.
- Each winner will receive their image framed
- Each winner will be promoted on the City of Greater Geelong website and through social media.

Judge: Darryn Lyons, Mayor of the City of Greater Geelong.

#### Photo tips

Images should:

- be taken in landscape orientation
- sell the natural beauty and lifestyle of Geelong
- showcase the diversity and different areas, including coast, country and suburbs
- shows why you #livelove Geelong!
- have broad appeal and be attractive 'hero shots' that sustain people's interest for a given month of the calendar.
- not have too many Photoshop effects and be as natural as possible.
- Images have to be print quality, so please no camera phone photos please.

#### Important information

- Read our entry requirements and terms and conditions.
- The photo must have been taken within the City of Greater Geelong – please check our ward map for clarification.
- The photo must be print quality.

Entries close Thursday 25 September, 6pm.

Enter via - [www.geelongaustralia.com.au/news/item/8d173d4fd6cf52e.aspx](http://www.geelongaustralia.com.au/news/item/8d173d4fd6cf52e.aspx)

# Syllabus - September & October

September 2014

- 1st
  - Guest Speaker - Clive Whitworth talking about making slide shows and AV's and demonstrating some of his work.
- 15th
  - Monthly Competition night for 'Open'
  - Prints & EDIs due for the competition 'Still Life'. Judging night 20th October
- 22nd
  - Committee Meeting

October 2014

- 6th
  - Guest Speaker - Jan Watson, Underwater Photographer/Marine Biologist
- 19th
  - VAPS AGM 1.30pm Melbourne Camera Club, S. Melbourne
- 20th
  - Monthly Competition night for 'Still Life'
  - Prints & EDIs due for the competition 'Open'. Judging night 17th November
- 27th
  - Committee Meeting



## Whats On...

### *Photographic Opportunities in our region*

September is the month of spring. The better weather 'should' be coming so we can all dust off our cameras. Maybe it's a good time to consider getting our camera sensors cleaned ready for summer. Just drop by Ocean Groves Camera and Photo to see Brendan and the team, they'll be sure to help you out.

Looking further afield for unique photo opportunities, the Royal Melbourne Show is kicking off on the 20th September. Photo opportunities are varied from farmyard animals to produce, to rides and performances. Be sure to take your tripod and stay until after dark for nightly firework displays and wonderful long exposure shots of carnival rides. Also be inspired by others by checking out the entries to the Photography Competition

<http://www.royalshow.com.au/>

On Sunday September 28, the day after the 2014 AFL Grand Final, the MCG will be open for everyone to enjoy. MCG Open Day is a free event, allowing sports fans to gain rare access to the hallowed turf of the MCG and have a kick-to-kick with family and friends.

There will also be an opportunity to access parts of the stadium that are normally off limits, like the player change rooms and the cricket viewing rooms.

Highlights of the day include:

- reliving your favourite sporting moments on the hallowed turf of the MCG with kick-to-kick with family and friends.
- exploring the inner sanctum of the MCG, including the player change rooms and cricket viewing rooms.
- visiting the National Sports Museum (cost \$5).
- roving entertainment and activities.
- having your photo taken on the AFL premiership dais with the 2014 replica premiership cup (cost \$10).

<http://www.mcg.org.au/News/News/2014/July/MCG%20Open%20Day.aspx>



## For Sale

### HELP SUPPORT YOUR CLUB BY PURCHASING READY-MADE PHOTO MATS

Mats are available for sale at each meeting for a very reasonable price. All profits go back into the Club.

Colours are black, charcoal and off-white to suit the following print sizes:

5" x 7"	\$2.00 each
6" x 8"	\$2.50 each
8" x 10"	\$3.00 each
8" x 12"	\$4.00 each

Special sizes can be made to order  
(up to the maximum mat size of 40 x 50cm)\

FOR ALL MATS SEE **JOHN GALLICHAN**, OUR 'MASTER MAT  
MAKER'

NEW, MATS WITH HINGED FOAMCORE BACKING  
Available in BLACK, CHARCOAL, OFF-WHITE



TO SUIT FOLLOWING SIZES,

5" X 7"	\$4.00 EA
6" X 8"	\$4.50 EA
8" X 10"	\$6.50 EA
8" X 12"	\$7.00 EA
12" X 16"	\$10.00 EA

(12" X 16" Made to Order only)

### DO YOU HAVE ANY PHOTOGRAPHIC EQUIPMENT OR ACCESSORIES FOR SALE?

If you would like to advertise your pre-loved photography equipment or accessories here, please submit a detailed article, preferably with a picture, via email to:

[editor@bellarinecameraclub.org.au](mailto:editor@bellarinecameraclub.org.au)

**Back Cover :** Sunset Sticks by Jon Bagge

On a Monday evening during March last year I was running a little early for a Bellarine Camera Club Committee meeting, so went and checked out the sunset at the old jetty in Clifton Springs. Needless to say, I was maybe a little late to the meeting that night!

